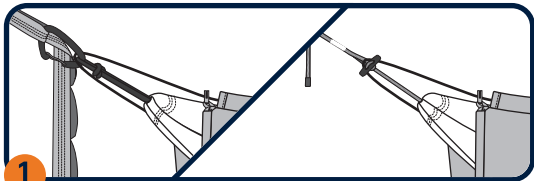
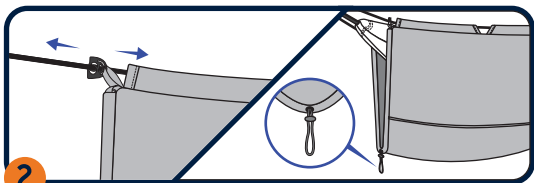


VULCAN™ UNDERQUILT SET UP

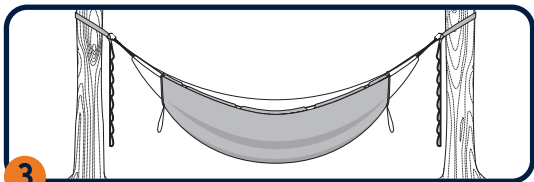
BEFORE SETTING UP YOUR ENO UNDERQUILT, CAREFULLY FOLLOW THE SET UP INSTRUCTIONS PROVIDED WITH YOUR ENO HAMMOCK AND SUSPENSION SYSTEM.



Connect the elastic cord loop on each side of the underquilt to your hammock's carabiners or toggles.



Adjust the fit of your underquilt by pulling the elastic cord through the tensioners. To achieve maximum warmth, a snug fit is best to eliminate cool air passing between your hammock and underquilt.



Enjoy your toasty hammock year-round, and relax!

Pro Tip: Between usage, store your Vulcan underquilt in the included large stuff sack to maximize its performance and lifespan.

Eagles Nest Outfitters, Inc.

601 Sweeten Creek Industrial Park
Asheville, NC 28803
ph: 828.252.7808
mail@enonation.com



enonation.com
MADE IN CHINA
SHELL: 100% NYLON • RN # 139735
DESIGNED IN ASHEVILLE, NC, USA

ACCIDENTS HAPPEN

- Never hang your hammock higher than 18-inches off the ground.
- Always make sure to check the area beneath the hammock is free of sharp objects, rocks, trash, and any other debris that could create a hazard in the case of a fall.
- Before every use, fully inspect your hammock - including carabiners and rope and your suspension system to check for snags, fraying, and general wear and tear in addition to anything unusual and/or different from the time of purchase. If anything suspect is found during inspection, please discontinue use.
- Do not permit children to use unattended.
- Do not jump or swing aggressively in hammock.
- Always follow provided instructions.
- Always test the hammock before putting your full weight into it.
- Do not stack hammocks vertically.
- Do not modify, after market modifications will void your warranty.
- Do not untie hammock knots (found at the ends of the hammock).

FOR MORE INFORMATION VISIT ENONATION.COM/SAFETY

PRODUCT CARE

With proper care, your hammock will provide countless hours of relaxation.

- Keep it out of direct UV light when not in use and store dry in a cool place.
- Never leave your hammock unattended.
- Prevent damage by removing sharp items in pockets and debris from shoes.
- Hammocks are flammable; keep away from open flames and embers.
- Get it dirty? Remove the carabiners and hand wash in cold water using a mild detergent. Hang dry and you're back in the game!

FOR MORE INFORMATION VISIT ENONATION.COM/CARE

WARRANTY

ENO warrants our product to be in good condition upon receipt and free from manufacturing defects for a period of 2-years from the original date of purchase.

This warranty only covers manufacturing defects and does not cover:

- UV Damage (discoloration and brittleness causes tearing)
- Elemental/Accidental Damage (wind, burns, animal bites)
- Improper care or use (hanging over 18", jumping, swinging)
- Normal wear and tear
- After-market design modifications

FOR MORE INFORMATION VISIT ENONATION.COM/WARRANTY

It truly means the world to us that you have chosen to make ENO part of your life. Welcome to the family! The highest compliment we could possibly receive is for you to tell your friends about us. If you enjoy these ENO products as much as we do, then please consider spreading the hammock word.

Keep exploring, adventuring and relaxing...we hope to see you around!

Yours in hammocks,



Peter Pinholster

